

LIBRARY OF THINGS

AGES
6+



OSMO KIT

Hobsons Bay
COUNCIL+

Hobsons Bay
LIBRARIES

**HOBSONS
BAY CITY
COUNCIL**



WHAT'S IN THIS KIT?

- 1x White Osmo Base
- 1x Red Osmo Reflector
- 1x Numbers Pack
(contains 40 pieces)
- 1x Words Pack
(contains 52 pieces)
- 1x Tangram Pack
(contains 7 pieces)



Osmo numbers



Osmo words



Osmo tangram



Osmo base and mirror

BEFORE RETURNING


- Please ensure each kit contains the correct amount of pieces (*let library staff know if items are missing*):
- Numbers pack
(contains 40 pieces)
- Words pack
(contains 52 pieces)
- Tangram pack
(contains 7 pieces)

NOTE: Tangram pack can be put back together like this:



This item **MUST BE** returned to the library desk during branch opening hours.

DO NOT RETURN VIA THE RETURN CHUTE



WHAT YOU NEED

- A smart tablet
- Wi-Fi connectivity
- White paper or whiteboard *(Optional)*
- Markers/whiteboard markers *(Optional)*

Compatible Apps:

The Osmo Kit is compatible with the following apps *(some may be more/less suitable for the user)*:

Osmo Words

Osmo Numbers

Osmo Tangram

Osmo Masterpiece

(you will also need a whiteboard/paper and markers for this app)

Osmo Newton

(you will also need a whiteboard/paper and markers for this app)


(All are available on both the Apple App Store and Google Play Store for free with no in-app purchases)

DEVICE COMPATIBILITY DETAILS

Please check the official [website](#) for up-to-date details regarding compatible devices.

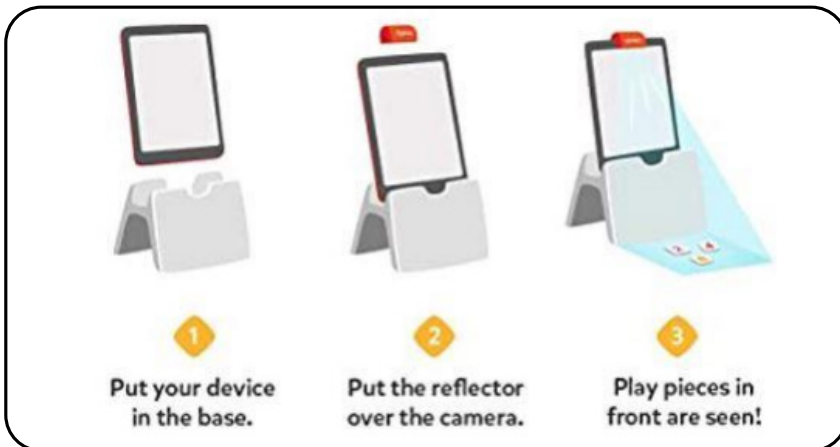


STEAM TECHNOLOGIES




SET UP

- Red piece goes at the top of the ipad/tablet (*in the centre, it should cover up the camera*).
- White piece is where you can stand your ipad/tablet up in.
- There is a slit at the bottom of the white stand which should allow you to run power to the ipad/tablet if you don't want to run off battery (*See below image*)



NOTE: It can be helpful for Osmo if you are able to place a white sheet of paper in front of the screen (where you intend to play the pieces) this makes it nice and easy for Osmo to see items placed in front of it and give users a clear play space.

If you are using either Masterpiece or Newton Apps you will need a surface you can write on and erase/replace (ie. either a whiteboard or multiple pieces of white paper)



HOW TO PLAY



Open up the app you would like to play and follow the instructions:

- **Numbers:** number based puzzles/games
- **Words:** word based puzzles/games
- **Tangram:** users need to use the tangram shapes to replicate the pattern on the screen
- **Masterpeice:** allows users to trace drawings from the screen to the physical world
- **Newton:** a physics puzzle/game where you can interact with the screen using your drawing skills (*more suitable for older children*)

Osmo does also have several other game apps (*depending on the age and interests of the user these may or may not be appropriate*). Please note that some apps will require items (*like code bricks*) that do not come with this kit.

We'd love to see your stories!

Tag us on Instagram and Facebook

  @hobsonsbaylibraries

#libraryofthings

TROUBLESHOOTING AND SUPPORT

Ozmo has an excellent collection of support documents and videos [here](#)



STEAM TECHNOLOGIES

